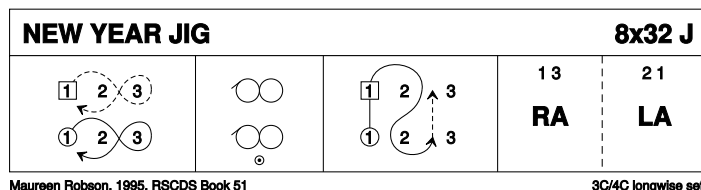


# San Diego AGM 2025

## 1 NEW YEAR JIG J32 · 3/4L

Maureen Robson: RSCDS LI 8 · Crib: E-cribs · Diagram: Keith Rose's Diagrams

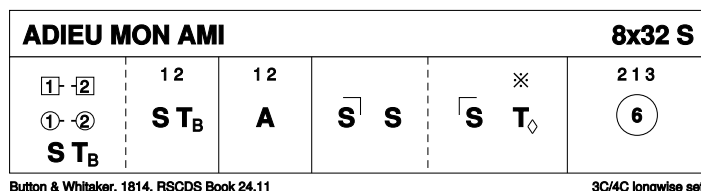
- 1– 1c parallel Fig8 on sidelines, 1c Rsh to 2c to start
- 9– Parallel Reels3 on sidelines, 1c Rsh to 2c to start, 1W facing out at end
- 17– 1W followed by P cast round 2W | dance between 2c to M side ; cast round 2M to 2pl (2c up on [23–24]) (2,1,3)
- 25– 1c+3c RHA ; 2c+1c LHA, 1W facing out at end.



## 2 ADIEU MON AMI S32 · 3/4L

RSCDS XXIV 11 · Crib: E-cribs · Diagram: Keith Rose's Diagrams

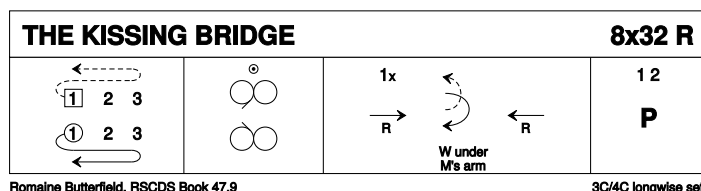
- 1– 1c set to 2c | turn that person BH ; 1c+2c set to P, turn BH into
- 9– 1c+2c Allemande, 1c finish facing 1cnr
- 17– SetH&G , on [23–24] petronella turn with clap to 2pl (2,1,3)
- 25– All Circle6 and back (2,1,3)



## 3 THE KISSING BRIDGE R32 · 3/4L

Romaine Butterfield: RSCDS XLVII 9 · Crib: E-cribs · Diagram: Keith Rose's Diagrams

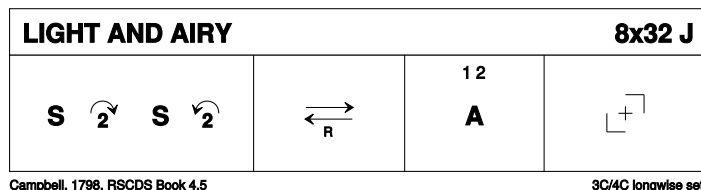
- 1– 1c cast behind own lines and cast back
- 9– 1c cross down into Mirror Reels3 on opposite sides (1x,2,3)
- 17– 1c lead down, cross (M below W, who passes under M's arm) ; and up, 2c steps in for
- 25– 1c+2c Poussette



## 4 LIGHT AND AIRY J32 · 3/4L

William (18C) Campbell: RSCDS IV 5 · Crib: E-cribs · Diagram: Keith Rose's Diagrams

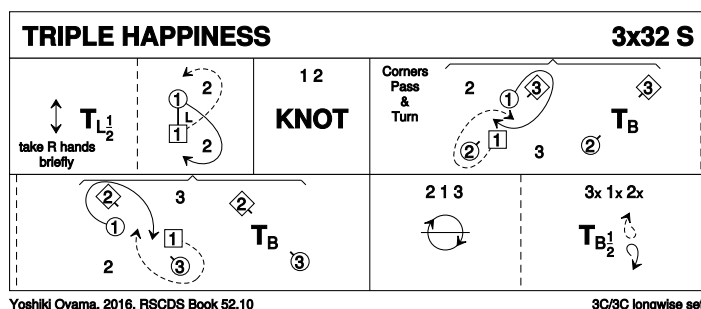
- 1– 1c set | cast off two (2c+3c up) ; 1c set | cast up two (2c+3c down)
- 9– 1c lead down the middle and up (1,2,3)
- 17– 1c+2c Allemande, to finish 1c facing 1cnrs
- 25– Turn CPCP to (2,1,3)



## 5 TRIPLE HAPPINESS S32 · 3/3L

Yoshiki Oyama: RSCDS LII 10 · Crib: E-cribs · Diagram: Keith Rose's Diagrams

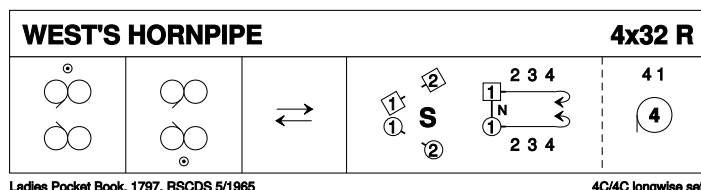
- 1- 1c A&R{1+1} taking (or shaking) RH briefly | turn LH ½ facing down ; cross LH between 2c and cast up to 1pl
- 9- 1c+2c The Knot, 1c finish facing 1cnr (2,1,3)
- 17- Corners Pass and Turn BH (2,1,3)
- 25- All chase clw ½ ; turn BH ½, face each other | cast R to exchanged places (3,1,2)



## 6 WEST'S HORNPIPE R32 · 4/4L

Five Traditional Scottish Country Dances for 1965 · Crib: E-cribs · Diagram: Keith Rose's Diagrams

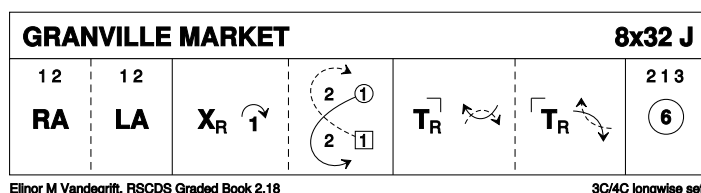
- 1- 1c+2c+3c mirror Reels3 on opposite sides (1c cross down, 2c out and up)
- 9- Repeat, 1c now to own sides
- 17- 1c lead down ; and up to top to face 2c from the middle diagonally
- 25- 1c set to 2c | dance to the bottom (2c+3c+4c up) and turn inwards into ; 4c+1c Circle4 L (2,3,4,1)



## 7 GRANVILLE MARKET J32 · 3/4L

Elinor M Vandegrift: A Second Book of Graded Scottish Country Dances · Crib: E-cribs · Diagram: Keith Rose's Diagrams

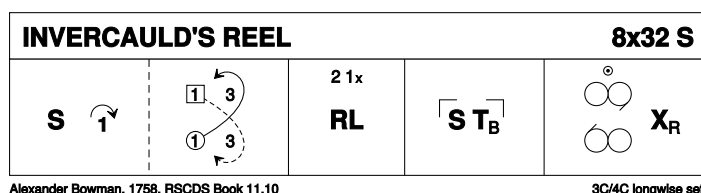
- 1- 1c+2c RHA, LHA
- 9- 1c cross RH | cast (2c up) ; ½ Fig8 up to face 1cnr
- 17- 1c turn 1cnr RH | pass Rsh ; turn 2cnr RH | pass Rsh to (2,1,3)
- 25- Circle6 and back



## 8 INVERCAULD'S REEL S32 · 3/4L

Alexander Bowman: RSCDS XI 10 · Crib: E-cribs · Diagram: Keith Rose's Diagrams

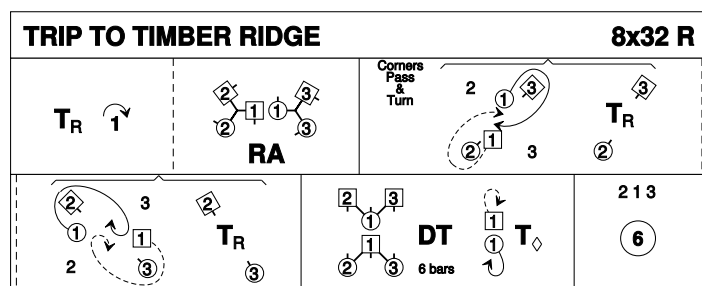
- 1- 1c set | cast off (2c up) ; cross down between 3c and cast up to 2plx
- 9- 2c+1c R&L, 1c finish facing 1cnr
- 17- 1c set to and turn corners, finish between cnrs
- 25- Reels3{6} on the sides (Lsh to 1cnr) | 1c cross (to 2,1,3)



## 9 TRIP TO TIMBER RIDGE R32 · 3/4L

Linda Henderson: RSCDS LII 12 · Crib: E-cribs · Diagram: Keith Rose's Diagrams

- 1– 1c turn RH | cast (2c up) ; 1W+2c & 1M+3c RHA, 1c facing 1cnrs at end
- 9– Corners Pass and Turn, on [16] 1c pull Rsh back to finish BtoB in centre facing opposite side
- 17– DTr, on [23–24] 1c Petronella turn to 2pl (2,1,3)
- 25– Circle6 and back



Linda Henderson, 2010, RSCDS Book 52.12

3C/4C longwise set.